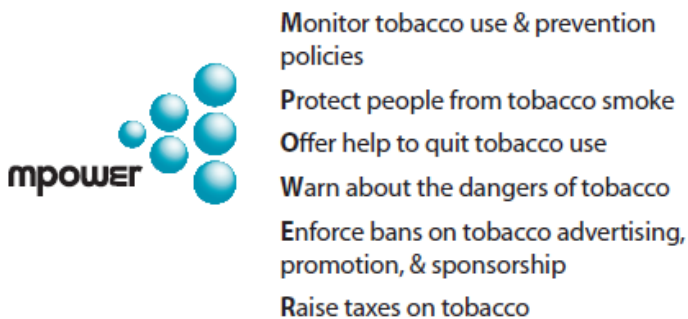


GYTS Objectives

The Global Youth Tobacco Survey (GYTS), a component of the Global Tobacco Surveillance System (GTSS), is a global standard for systematically monitoring youth tobacco use (smoking and smokeless) and tracking key tobacco control indicators.

GYTS is a cross-sectional, nationally representative school-based survey of students in grades associated with ages 13 to 15 years. GYTS uses a standard core questionnaire, sample design, and data collection protocol. It assists countries in fulfilling their obligations under the World Health Organization (WHO) Framework Convention on Tobacco Control (FCTC) to generate comparable data within and across countries. WHO has developed MPOWER, a technical package of selected demand reduction measures contained in the WHO FCTC:



GYTS Methodology

GYTS uses a global standardized methodology that includes a two-stage sample design with schools selected with a probability proportional to enrollment size. The classes within selected schools are chosen randomly and all students in selected classes are eligible to participate in the survey. The survey uses a standard core questionnaire with a set of optional questions that countries can adapt to measure and track key tobacco control indicators. The questionnaire covers the following topics: tobacco use (smoking and smokeless), cessation, secondhand smoke (SHS), pro- and anti-tobacco media and advertising, access to and availability of tobacco products, and knowledge and attitudes regarding tobacco use. The questionnaire is self-administered; using scannable paper-based bubble sheets, it is anonymous to ensure confidentiality.

In The former Yugoslav Republic of Macedonia, GYTS was conducted in 2016 by the Institute of Public Health of Republic of Macedonia. The overall response rate was 86.2%. A total of 5,141 eligible students in grades 8 - 9 completed the survey, of which 4,919 were aged 13-15 years. Data are reported for students aged 13-15 years.

GYTS Highlights

TOBACCO USE

- 12.4% of students, 14.6% of boys, and 9.8% of girls currently used any tobacco products.
- 10.9% of students, 13.1% of boys, and 8.4% of girls currently smoked tobacco.
- 7.6% of students, 9.0% of boys, and 6.1% of girls currently smoked cigarettes.
- 2.1% of students, 2.4% of boys, and 1.8% of girls currently used smokeless tobacco.

ELECTRONIC CIGARETTES

- 3.9% of students, 5.7% of boys, and 1.9% of girls currently used electronic cigarettes.

CESSATION

- More than 6 in 10 (63.8%) current smokers tried to stop smoking in the past 12 months.
- More than 5 in 10 (54.5%) current smokers wanted to stop smoking now.

SECONDHAND SMOKE

- 46.2% of students were exposed to tobacco smoke at home.
- 49.8% of students were exposed to tobacco smoke inside enclosed public places.

ACCESS & AVAILABILITY


- 73.9% of current cigarette smokers bought cigarettes from a store, shop, street vendor, or kiosk.
- Among current cigarette smokers who tried to buy cigarettes, 78.2% were not prevented from buying them because of their age.

MEDIA

- Almost 6 in 10 (57.9%) students noticed anti-tobacco messages in the media.
- More than 4 in 10 (42.6%) students noticed tobacco advertisements or promotions when visiting points of sale.
- Almost 2 in 10 (17.5%) students had something with a tobacco brand logo on it.

KNOWLEDGE & ATTITUDES

- 68.5% of students definitely thought other people's tobacco smoking is harmful to them.
- 83.6% of students favored prohibiting smoking inside enclosed public places.



TOBACCO USE

SMOKED TOBACCO	OVERALL (%)	BOYS (%)	GIRLS (%)
Current tobacco smokers ¹	10.9	13.1	8.4*
Current cigarette smokers ²	7.6	9.0	6.1*
Frequent cigarette smokers ³	2.4	3.1	1.7*
Current smokers of other tobacco ⁴	5.4	7.3	3.3*
Ever tobacco smokers ⁵	30.6	33.7	27.3*
Ever cigarette smokers ⁶	23.8	25.6	22.0*
Ever smokers of other tobacco ⁷	15.3	19.5	10.6*

SMOKELESS TOBACCO

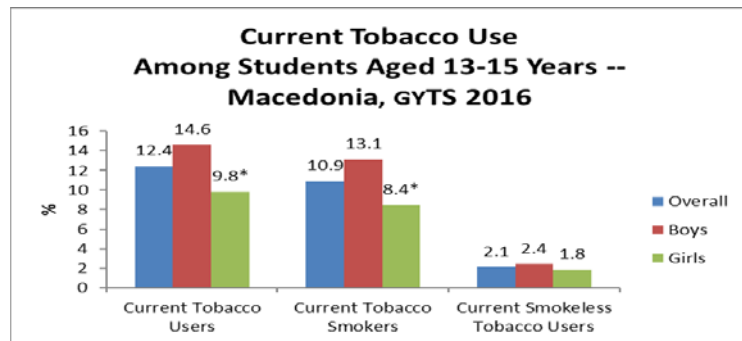
Current smokeless tobacco users ⁸	2.1	2.4	1.8
Ever smokeless tobacco users ⁹	4.0	4.8	3.1*

ANY TOBACCO USE (smoked and/or smokeless)

Current tobacco users ¹⁰	12.4	14.6	9.8*
Ever tobacco users ¹¹	33.0	36.5	29.2*

SUSCEPTIBILITY

Never tobacco users susceptible to tobacco use in the future ¹²	14.2	13.0	15.2
Never smokers who thought they might enjoy smoking a cigarette ¹³	7.3	8.3	6.4



ELECTRONIC CIGARETTES

	OVERALL (%)	BOYS (%)	GIRLS (%)
Current electronic cigarette users ¹⁴	3.9	5.7	1.9*

CESSATION

	OVERALL (%)	BOYS (%)	GIRLS (%)
Current tobacco smokers who tried to stop smoking in the past 12 months	63.8	64.9	62.0
Current tobacco smokers who wanted to stop smoking now	54.5	58.4	48.3
Current tobacco smokers who thought they would be able to stop smoking if they wanted to	82.1	81.8	82.6
Current tobacco smokers who have ever received help/advice from a program or professional to stop smoking	22.6	22.3	22.7

SECONDHAND SMOKE

	OVERALL (%)	BOYS (%)	GIRLS (%)
Exposure to tobacco smoke at home ¹⁵	46.2	43.0	49.7*
Exposure to tobacco smoke inside any enclosed public place ¹⁵	49.8	46.4	53.5*
Exposure to tobacco smoke at any outdoor public place ¹⁵	47.4	43.6	51.6*
Students who saw anyone smoking inside the school building or outside on school property ¹⁶	59.7	58.5	61.1

ACCESS & AVAILABILITY

	OVERALL (%)	BOYS (%)	GIRLS (%)
Current cigarette smokers who bought cigarettes from a store, shop, street vendor, or kiosk ¹⁷	73.9	74.0	73.9
Current cigarette smokers who were not prevented from buying cigarettes because of their age ¹⁸	78.2	77.4	79.3
Current cigarette smokers who bought cigarettes as individual sticks ¹⁹	9.6	11.1	7.6

MEDIA

TOBACCO ADVERTISING	OVERALL (%)	BOYS (%)	GIRLS (%)
Students who noticed tobacco advertisements or promotions at points of sale ²⁰	42.6	45.5	39.6*
Students who saw anyone using tobacco on television, videos, or movies ²¹	71.9	73.5	70.2
Students who were ever offered a free tobacco product from a tobacco company representative	6.6	8.4	4.6*
Students who had something with a tobacco brand logo on it	17.5	20.1	14.6*

ANTI-TOBACCO ADVERTISING

Students who noticed anti-tobacco messages in the media ¹⁶	57.9	57.6	58.1
Students who noticed anti-tobacco messages at sporting or community events ²²	43.1	44.6	41.3
Current tobacco smokers who thought about quitting because of a warning label ²³	32.7	33.5	31.2
Students who were taught in school about the dangers of tobacco use in the past 12 months	37.1	37.5	36.6

KNOWLEDGE & ATTITUDES

	OVERALL (%)	BOYS (%)	GIRLS (%)
Students who definitely thought it is difficult to quit once someone starts smoking tobacco	27.3	26.4	28.3
Students who thought smoking tobacco helps people feel more comfortable at celebrations, parties, and social gatherings	22.8	24.8	20.6*
Students who definitely thought other people's tobacco smoking is harmful to them	68.5	67.2	70.1*
Students who favored prohibiting smoking inside enclosed public places	83.6	82.3	85.2
Students who favored prohibiting smoking at outdoor public places	59.7	62.4	56.7*

¹ Smoked cigarettes or other type of tobacco anytime during the past 30 days. ² Smoked cigarettes anytime during the past 30 days. ³ Smoked cigarettes on 20 or more days of the past 30 days. ⁴ Smoked tobacco other than cigarettes anytime during the past 30 days. ⁵ Ever smoked cigarettes or other type of tobacco, even one or two puffs. ⁶ Ever smoked cigarettes, even one or two puffs. ⁷ Ever smoked tobacco other than cigarettes, even one or two puffs. ⁸ Used smokeless tobacco anytime during the past 30 days. ⁹ Ever used smokeless tobacco. ¹⁰ Smoked cigarettes, smoked other type of tobacco, and/or used smokeless tobacco anytime during the past 30 days. ¹¹ Ever smoked tobacco and/or used smokeless tobacco. ¹² Susceptible to future tobacco use includes those who answered "definitely yes", "probably yes", or "probably not" to using tobacco if one of their best friends offered it to them, or "definitely yes", "probably yes", or "probably not" to using tobacco during the next 12 months. ¹³ Those who answered "Agree" or "Strongly Agree" to the statement: "I think I might enjoy smoking a cigarette". ¹⁴ Used electronic cigarettes anytime during the past 30 days. Current use of electronic cigarettes is assessed separately from cigarettes, other smoked tobacco products, and smokeless tobacco products and is not included in the current definition of current any tobacco use. ¹⁵ During the past 7 days. ¹⁶ During the past 30 days. ¹⁷ Outlet from which current cigarette smokers bought cigarettes the last time they smoked cigarettes in the past 30 days. ¹⁸ Among those who tried to buy cigarettes during the past 30 days. ¹⁹ Based on the last purchase, among those who bought cigarettes during the past 30 days. ²⁰ Among those who visited a point of sale in the past 30 days. ²¹ Among those who watched television, videos, or movies in the past 30 days. ²² Among those who attended sporting or community events in the past 30 days. ²³ Among those who noticed warning labels on cigarette packages in the past 30 days.

NOTE: Data are weighted to be nationally representative of all students aged 13-15 years who are enrolled in school. Percentages reflect the prevalence of each indicator in each group, not the distribution across groups.

*Gender comparisons are significant at p < 0.05.