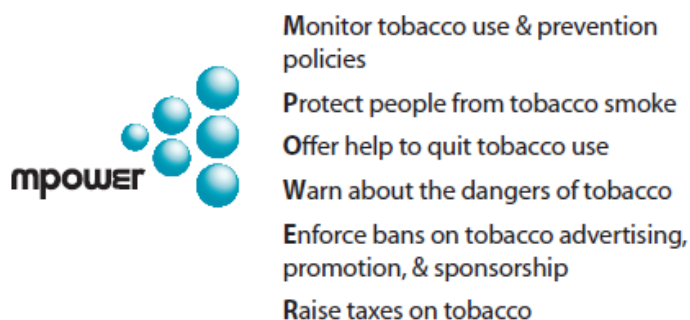


## GATS Objectives

The Global Adult Tobacco Survey (GATS) is a global standard for systematically monitoring adult tobacco use and tracking key tobacco control indicators.

GATS is a nationally representative survey, using a consistent and standard protocol across countries including Turkey. GATS enhances countries' capacity to design, implement and evaluate tobacco control programs. It will also assist countries to fulfill their obligations under the World Health Organization (WHO) Framework Convention on Tobacco Control (FCTC) to generate comparable data within and across countries. WHO has developed MPOWER, a package of selected demand reduction measures contained in the WHO FCTC:



## GATS Methodology

GATS uses a global standardized methodology. It includes information on respondents' background characteristics, tobacco smoking, cessation, secondhand smoke, economics, media, and knowledge, attitudes and perceptions towards tobacco use. In Turkey, GATS was conducted in 2016 as a household survey of persons 15 years of age and older organized by a research company hired by the Ministry of Health. A multi-stage, geographically clustered sample design was used to produce nationally representative data. A total of 11,200 households were sampled. One individual was randomly chosen from each participating household to complete the survey. Survey information was collected electronically using handheld devices. The household response rate was 83.2%, the person-level response rate was 98.8%, and overall response rate was 82.2%. There were a total of 8,760 completed individual interviews.

## GATS Highlights

### TOBACCO USE

- 44.1% of men, 19.2% of women, and 31.6% overall (19.2 million adults) currently smoked tobacco.
- 41.8% of men, 17.5% of women, and 29.6% overall (18.0 million adults) currently smoked daily.
- 2.3% of men, 1.7% of women, and 2.0% overall (1.2 million adults) currently smoked less than daily.

### CESSATION

- 13.6% of ever daily smokers have quit smoking.
- 40.1% of smokers who visited a health care provider in the past 12 months were advised to quit.
- 32.8% of current smokers planned to or were thinking about quitting.

### SECONDHAND SMOKE

- 10.6% of adults who worked indoors (1.6 million adults) were exposed to tobacco smoke at the workplace.
- 26.7% of adults (16.0 million adults) were exposed to tobacco smoke at home.
- 17.4% of adults (5.5 million adults) were exposed to tobacco smoke in private cars among those who own a private car.
- 12.7% of adults (2.8 million adults) were exposed to tobacco smoke when visiting restaurants.
- 28.0% of adults (7.2 million adults) were exposed to tobacco smoke when visiting cafes, coffee shops or tea houses.

### ECONOMICS

- The average monthly expenditure for manufactured cigarettes was 269.4 Turkish lira.
- 8.4% of manufactured cigarette smokers indicated the cigarette packs they usually use do not have any tax stamps.

### MEDIA

- 75.6% of adults noticed anti-cigarette smoking information from any source, and 73.7% noticed it on television or radio.
- 83.3% current smokers noticed health warnings on cigarette packages and 31.0% thought about quitting because of health warnings.
- 6.2% of adults noticed cigarette marketing in stores where cigarettes were sold.
- 16.2% of adults noticed any cigarette advertisements/promotions (other than in stores) or sporting event sponsorship.

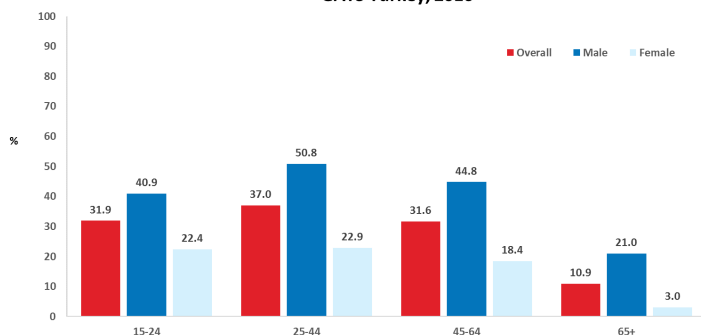
### KNOWLEDGE, ATTITUDES & PERCEPTIONS

- 89.8% of adults believed smoking causes serious illness.
- 83.3% of adults believed exposure to secondhand smoke causes serious illness in non-smokers, and 95.4% believe that it cause lung illness in children.
- 90.4% of adults favor the law prohibiting smoking inside workplaces and public places.

### TOBACCO USE

TOBACCO SMOKERS	OVERALL (%)	MEN (%)	WOMEN (%)
Current tobacco smokers	31.6	44.1	19.2
Daily tobacco smokers	29.6	41.8	17.5
Current cigarette smokers <sup>1</sup>	31.6	44.1	19.2
Daily cigarette smokers <sup>1</sup>	29.5	41.8	17.4
TOBACCO DEPENDENCY (DAILY SMOKERS)			
First cigarette smoked within 30 minutes after waking	21.0	21.4	19.9
	OVERALL (#)	MEN (#)	WOMEN (#)
Average number of cigarettes smoked per day	18.0	18.9	15.8
AGE OF INITIATION (AMONG 15-34 YEAR OLDS)			
	OVERALL (%)	MEN (%)	WOMEN (%)
Started daily smoking before age 15	15.0	18.0	7.8
Started daily smoking before age 18	57.5	62.0	46.5
Average age of daily smoking initiation	17.0	16.7	17.7

Current Tobacco Smoking Prevalence by Age Groups and Gender, GATS Turkey, 2016



### CESSATION

	OVERALL (%)	MEN (%)	WOMEN (%)
Former daily tobacco smokers <sup>2</sup> (among ever daily tobacco smokers)	13.6	15.7	8.3
Smokers who made a quit attempt in the past 12 months <sup>3</sup>	24.6	26.2	20.8
Smokers who successfully quit in the past 12 months <sup>4</sup>	68.5	56.0	80.9
Smokers asked by a health care provider if they were smokers <sup>3,5</sup>	46.0	46.0	46.0
Smokers advised to quit by a health care provider in the past 12 months <sup>3,5</sup>	40.1	40.3	39.9
Current smokers who were planning to or were thinking about quitting	32.8	33.9	30.3
Current smokers who were planning to quit within the next month	7.2	7.2	7.1

### SECONDHAND SMOKE

	OVERALL (%)	MEN (%)	WOMEN (%)
Exposed to tobacco smoke at home <sup>6</sup>	26.7	27.4	25.9
Exposed to tobacco smoke at workplaces <sup>7,†</sup>	10.6	12.2	5.7
Exposed to tobacco smoke in private cars <sup>6, 8</sup>	17.4	21.5	12.9
Exposed to tobacco smoke in taxis <sup>9,†</sup>	16.0	16.9	14.9
Exposed to tobacco smoke in public places <sup>10,†</sup>			
Government buildings	4.7	4.2	5.5
Restaurants	12.7	13.1	12.1
Cafes, coffee shops, or tea houses	28.0	27.7	28.7

### ECONOMICS

Average amount spent on 20 manufactured cigarettes (Turkish lira)	10.5
Cost of 100 packs of 20 manufactured cigarettes as a percentage of per capita Gross Domestic Product (GDP) [2016] <sup>11</sup>	3.8%
Average monthly expenditure for manufactured cigarettes (Turkish lira)	269.4
Percentage of current manufactured cigarette smokers indicating the cigarette packs they usually use do not have a tax stamp	8.4%




### MEDIA

ANTI-CIGARETTE INFORMATION	OVERALL (%)	CURRENT SMOKERS (%)	NON-SMOKERS (%)
Adults who noticed anti-cigarette information on television or radio <sup>†</sup>	73.7	74.5	73.3
Adults who noticed anti-cigarette information from any source <sup>†</sup>	75.6	77.4	74.7
HEALTH WARNINGS ON THE CIGARETTE PACKAGE			
	OVERALL (%)	MEN (%)	WOMEN (%)
Current smokers who noticed a health warning on a cigarette package <sup>†</sup>	83.3	84.6	80.2
Current smokers who thought about quitting because of health warnings <sup>†</sup>	31.0	31.9	29.1
PRO-CIGARETTE MARKETING			
	OVERALL (%)	CURRENT SMOKERS (%)	NON-SMOKERS (%)
Adults who noticed cigarette marketing in stores where cigarettes are sold <sup>12,†</sup>	6.2	7.4	5.7
Adults who noticed any cigarette advertisements/promotions (other than in stores) or sporting event sponsorship <sup>†</sup>	16.2	20.0	14.5

### KNOWLEDGE, ATTITUDES & PERCEPTIONS

	OVERALL (%)	CURRENT SMOKERS (%)	NON-SMOKERS (%)
Adults who believed smoking causes serious illness	89.8	89.4	89.9
Adults who believed secondhand smoke causes serious illness in non-smokers	83.3	83.4	83.2
Adults who believed secondhand smoke causes lung diseases among children	95.4	94.9	95.7
Adults who favored the law prohibiting smoking inside workplaces and public places	90.4	82.1	94.2

### CURRENT CIGARETTE PACK WARNINGS

Top three most effective graphic health warnings	Overall (%)	Current Smokers (%)	Non-Smokers (%)
  	28.8	15.4	13.5
Current smokers who selected the graphic health warning as the one which makes them want to quit smoking the most			

<sup>1</sup> Includes manufactured cigarettes and hand-rolled cigarettes. <sup>2</sup> Current non-smokers. <sup>3</sup> Among current smokers and those who quit in the past 12 months. <sup>4</sup> Percent of former smokers among smokers who attempted to quit in the past 12 months. <sup>5</sup> Among those who visited a health care provider in the past 12 months. <sup>6</sup> At least monthly. <sup>7</sup> Among those who work outside of the home and usually work indoors or both indoors and outdoors. <sup>8</sup> Among those who have a private car. <sup>9</sup> Noticed signs of smoking inside taxis among those who used or saw a taxi. <sup>10</sup> Among those who visited the place. <sup>11</sup> GDP per capita of 2017: 27827.730 from International Monetary Fund World Economic Database, Accessed on April 2017. <sup>12</sup> Includes those who noticed free gifts or discount offers on other products when buying cigarettes; or any advertisements or signs promoting cigarettes in stores where cigarettes are sold. <sup>†</sup> During the past 30 days.

**NOTE:** Current use refers to daily and less than daily use. Adults refer to persons aged 15 years and older. Data have been weighted to be nationally representative of all non-institutionalized men and women aged 15 years and older. Percentages reflect the prevalence of each indicator in each group, not the distribution across groups. Financial support was provided by the Ministry of Health, Turkey. Technical assistance was provided by the U.S. Centers for Disease Control and Prevention (CDC), the World Health Organization (WHO), and RTI International.

The findings and conclusion in this factsheet are those of the author(s) and do not necessarily represent the official position of the U.S. Centers for Disease Control and Prevention.